

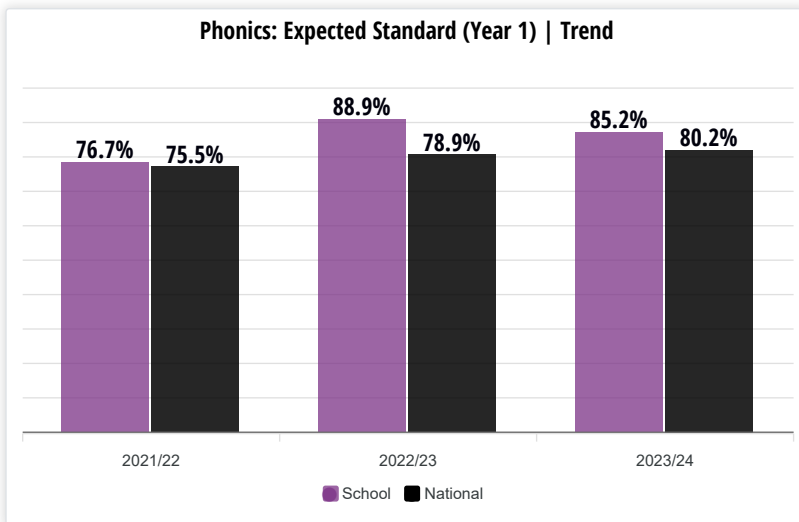
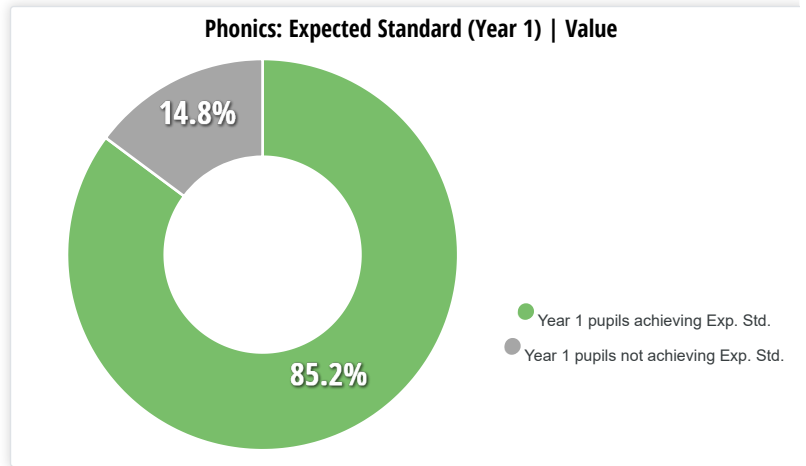
# BOSHAM PRIMARY SCHOOL

Academic Year: **2023/24** | Comparator: **National**

Phonics Expected Standard (Year 1) **85.2%** ↔ GAP **+5.0%** ↗ TREND **-3.7%** ↕ %ILE **39th**

From a Year 1 phonics cohort of **27 pupils** in your school, **85.2%** achieved the expected standard of 32, a total of **23 pupils**.

The average point score for your Year 1 phonics cohort is **34.0**.

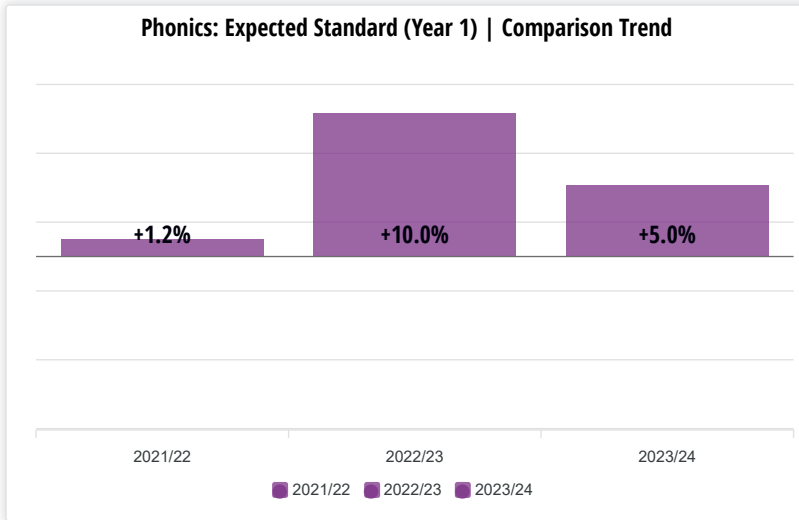


Your school's Year 1 expected standard percentage has **decreased by 3.7%** from **88.9%** in 2022/23 to **85.2%** in 2023/24.

This is equivalent to approximately **1 fewer** pupil achieving the expected standard in 2023/24 compared to 2022/23.

Your school's average Year 1 expected standard percentage for the last 3 academic year(s) is **83.3%**.

## COMPARISON | NATIONAL



**85.2%** of your Year 1 cohort achieved the expected standard in your school, **5.0% higher** than the National average of **80.2%**.

This is the equivalent to **1 more** pupil in your school achieving the expected standard compared to the National average.

Your school has been above the National average **3 times** in the last 3 academic year(s) for the Year 1 expected standard.

Your school's relative change for Year 1 expected standard has **declined by 13.8%**, from **+8.8%** in 2022/23 to **-5.0%** in 2023/24 when compared to the National average.

While your school average for Year 1 expected standard has **decreased by 3.7%**, from **88.9%** in 2022/23 to **85.2%** in 2023/24, the National average **increased by 1.3%**, from **78.9%** in 2022/23 to **80.2%** on 2023/24.

### Phonics: Expected Standard (Year 1) | Relative Change

	2021/22 Value	→ Trend	2022/23 Value	→ Trend	2023/24 Value
School	76.7%	+12.2%	88.9%	-3.7%	85.2%
National	75.5%	+3.4%	78.9%	+1.3%	80.2%
<b>Relative Change</b>	n/a	<b>+8.8%</b>	n/a	<b>-5.0%</b>	n/a

## RANK

Your school is in **percentile 39** when compared to all schools nationally for Year 1 expected standard.

The schools in the same decile as you had between **85.0%** and **87.4%** of the their Year 1 cohort achieve the expected standard.

Your school **fell 17** places in the percentile rankings between 2022/23 and 2023/24, from **22** to **39**.

